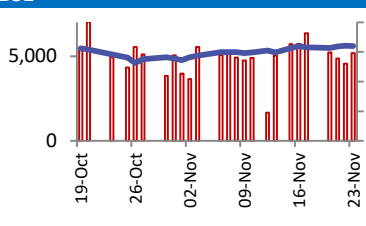
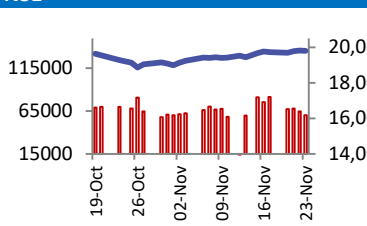


BSE		NSE																													
	<table border="1"> <tr><td>Open</td><td>66084</td></tr> <tr><td>High</td><td>66235</td></tr> <tr><td>Low</td><td>65981</td></tr> <tr><td>Close</td><td>66018</td></tr> <tr><td>Change</td><td>-5</td></tr> <tr><td>Volume (Lacs)</td><td>8611</td></tr> <tr><td>Turnover (Rs.inCr)</td><td>5185</td></tr> </table>	Open	66084	High	66235	Low	65981	Close	66018	Change	-5	Volume (Lacs)	8611	Turnover (Rs.inCr)	5185		<table border="1"> <tr><td>Open</td><td>19828</td></tr> <tr><td>High</td><td>19875</td></tr> <tr><td>Low</td><td>19787</td></tr> <tr><td>Close</td><td>19802</td></tr> <tr><td>Change</td><td>-10</td></tr> <tr><td>Volume(Lacs)</td><td>35196</td></tr> <tr><td>Turnover(Rs.in Cr)</td><td>60299</td></tr> </table>	Open	19828	High	19875	Low	19787	Close	19802	Change	-10	Volume(Lacs)	35196	Turnover(Rs.in Cr)	60299
Open	66084																														
High	66235																														
Low	65981																														
Close	66018																														
Change	-5																														
Volume (Lacs)	8611																														
Turnover (Rs.inCr)	5185																														
Open	19828																														
High	19875																														
Low	19787																														
Close	19802																														
Change	-10																														
Volume(Lacs)	35196																														
Turnover(Rs.in Cr)	60299																														

World Markets	Current	Previous	Pt. Chg	Var(%)
Dow	35273	35273	Closed	Closed
Dow Futures	35345	35318	27	0.1%
Nasdaq	14266	14200	66	0.5%
FTSE	7484	7470	14	0.2%
Nikkei	33716	33716	Closed	Closed
Hang Seng	17632	17911	(279)	-1.6%
Gift Nifty	19870	19878	(8)	0.0%
Straits Singapore	3102	3112	(9)	-0.3%
South Korea	2508	2515	(7)	-0.3%
Taiwan	17293	17295	(1)	0.0%
Shanghai	3051	3062	(11)	-0.3%

Commodity Prices	Current	Previous	Pt. Chg	Var(%)
Copper (\$/MT)	8410	8354	56.0	0.7%
Alumin (\$/MT)	2225	2219	6.0	0.3%
Zinc (\$/MT)	2538	2495	42.5	1.7%
Brent Crude (\$/bbl)	81.6	81.4	0.1	0.2%
Gold (\$/Ounce)	1993	1992	0.5	0.0%
Silver (\$/Ounce)	23.7	23.7	(0.0)	0.0%
Light Crude (\$/bbl)	76.6	77.1	(0.5)	-0.7%
N G (\$/mmbtu)	2.9	2.9	0.0	1.6%
Sugar (\$/MT)	746.1	740.9	5.2	0.7%
Rubber (Rs./kg)	153.8	153.8	0.0	0.0%
Baltic Dry Index	1855	1755	100.0	5.7%

Currency Exchange Rate	Current	Previous	Var(%)
Rs./ \$ rate	83.34	83.32	0.02%
Rs./ Euro	91.03	90.85	0.20%
Rs./Chinese Yuan	11.66	11.67	-0.03%
Yen / \$ rate	149.51	149.56	-0.03%
\$ US/Euro	1.09	1.09	-0.08%

Dollar Index	Current	Previous	Var(%)
Dollar Index	103.83	103.92	-0.09%

Support/ Resistance Levels for Today		
	Nifty	Bank Nifty Fut
Support 1	19770	43580
Support 2	19700	43470
Resistance	19840	43780

Securities in Ban For Trade	
HINDPETR	MANAPPURAM
HINDCOPPER	MCX
IBULHSGFIN	RALRAMCHI
INDIACEM	RBLBANK
ZEEL	

### Market Review

**US:** US markets were shut for a Thanksgiving holiday.

**Asia:** Asian shares were dragged lower by China on Friday amid little guidance from Wall Street which was closed for a holiday, while the dollar remained on the back foot as investors bet U.S. rates have peaked.

**India:** India's benchmark stock indices snapped two days of gains to end marginally lower on Thursday, dragged by losses in Cipla Ltd., Infosys Ltd., and Tata Consultancy Services Ltd. The S&P BSE Sensex ended 5.43 points, or 0.01%, lower at 66,017.81, while the NSE Nifty 50 fell 9.85 points, or 0.05%, to close at 19,802. **Market is expected to open on a flattish note and likely to witness sideways move during the day.**

**Global Economy:** Japan's core consumer price growth picked up slightly in October, after easing the previous month, reinforcing investors' views that stubborn inflation may push the Bank of Japan (BOJ) to roll back monetary stimulus before long. The nationwide core CPI, which excludes volatile fresh food costs, rose 2.9% year-on-year in October. Core inflation had slowed to 2.8% in September from 3.1% in August, the first time it was below 3% since August 2022

Japan's factory activity shrank for a sixth straight month in November, while modest growth in the service sector was little changed, highlighting the fragility of the economy amid soft demand and inflation. T Japan manufacturing PMI slipped to 48.1 in November from 48.7 in October. The index has remained below the 50.0 threshold that separates contraction from expansion since June.

**Commodities:** Gold held steady on Friday, set for its second consecutive weekly gain, supported by a weaker U.S. dollar as markets grew confident that the Federal Reserve was done with its interest rate hikes.

Oil prices rose slightly in Asian trade on Friday as traders remained on edge over a delay in an OPEC+ meeting, although expectations of more supply cuts by the cartel put prices on course to break a four-week losing streak.

**Currency:** The dollar was restrained on Friday by uncertainty over the path of U.S. interest rates, while the euro held overnight gains as data hinted that the downturn in the euro zone may be easing.

FII Derivative Transactions (Rs. Cr)

Contracts	Purchase		Sell		Net Value	Open Interest (OI)		OI (Previous day)		Change	
	Contract	Value	Contract	Value		Contract	Value	Contract	Value	Contract	Value
Index Future	26641	2175	31935	2729	(554)	231430	19119	232176	19078	(746)	41
Index Option	20343675	1857021	20781647	1899051	(42030)	2947635	239903	3895181	342989	(947546)	(103086)
Stock Future	251575	18213	238768	17277	936	2715464	195080	2712523	194757	2941	323
Stock Option	267598	19805	266628	19718	87	312007	23053	311151	22936	856	117
<b>Total</b>	<b>20889489</b>	<b>1897214</b>	<b>21318978</b>	<b>1938775</b>	<b>(41561)</b>	<b>6206536</b>	<b>477155</b>	<b>7151031</b>	<b>579760</b>	<b>(944495)</b>	<b>(102605)</b>

FII All Activity-BBG (Rs Cr)	Buy	Sell	Net
16-Nov-23	13669	12344	1325
17-Nov-23	11600	11973	(373)
20-Nov-23	8776	9375	(599)
21-Nov-23	10829	10982	(153)
22-Nov-23	7135	8500	(1365)
<b>Month to date-Nov</b>	<b>140614</b>	<b>141236</b>	<b>-623</b>
FII (Prov.) (Rs Cr)	Buy	Sell	Net
17-Nov-23	11558	12035	(478)
20-Nov-23	8776	9422	(646)
21-Nov-23	10472	10927	(456)
22-Nov-23	8112	8418	(307)
23-Nov-23	7349	7093	256
<b>Month to date- Nov</b>	<b>140247</b>	<b>148000</b>	<b>(7753)</b>
DII (Prov.) (Rs. Cr)	Buy	Sell	Net
17-Nov-23	6849	7415	(565)
20-Nov-23	6447	6369	78
21-Nov-23	6362	5640	722
22-Nov-23	6749	6028	721
23-Nov-23	6234	5777	457
<b>Month to date-Nov</b>	<b>114421</b>	<b>103207</b>	<b>11214</b>
FII Debt - BBG (Rs. Cr)	Buy	Sell	Net
16-Nov-23	2202	573	1629
17-Nov-23	933	1107	(174)
20-Nov-23	483	518	(35)
21-Nov-23	1087	409	678
22-Nov-23	1444	141	1304
<b>Month to date-Nov</b>	<b>27982</b>	<b>14677</b>	<b>13305</b>

Market Breadth	BSE		NSE	
	No.	%	No.	%
Advance	1997	52%	1316	52%
Decline	1706	44%	1113	44%
Unchanged	141	4%	80	3%

Market Turnover	23-Nov	22-Nov	Var (%)
BSE Cash	5185	4564	14%
NSE Cash	60299	64783	-7%
NSE Futures	95467	103750	-8%
NSE Options	36835410	49518627	-26%
Total (Rs.Cr)	36996361	49691725	-26%

Volatility Index	23-Nov	22-Nov
Volatility Index	11.32	11.87

Index PE - TTM	23-Nov	Yr. High	Yr. Low
Sensex	23.4	26.0	21.8
Nifty	21.2	24.2	20.0

Corporate News

**Lupin secures US drug regulator nod for Bromfenac Ophthalmic solution, 0.07%**

Pharmaceutical firm Lupin Ltd received approval from the USFDA for its Abbreviated New Drug Application concerning Bromfenac Ophthalmic Solution, 0.07%. This approval positions Lupin as the exclusive first-to-file entity for this generic equivalent of Bausch & Lomb Inc's Prolensa Ophthalmic Solution, 0.07%, making the company eligible for a coveted 180-day exclusivity period. (CNBC)

**LTIMindtree Launches and Tests Quantum-Safe VPN Link in London**

The company, has launched a state-of-the-art Quantum-Safe VPN link at its London premises. This is an exciting move towards the era of quantum-secure communications, where data transmission is protected today from the looming "harvest now, decrypt later" threat. LTIMindtree's Quantum-Safe VPN demonstrates the practical application of PQC within a live network, using quantum-based key generation and out-of-band key delivery, which is secured by Post-Quantum Cryptography algorithms. (TP)

**Karnataka Bank to distribute Bajaj Allianz Life Insurance products**

Karnataka Bank has announced a corporate tie-up with Bajaj Allianz Life Insurance Co Ltd to distribute life insurance products to its customers. This collaboration is designed to leverage the strength of Bajaj Allianz Life Insurance's product capabilities and Karnataka Bank's large customer base with a wide distribution of over 900 branches across India. (BL)

Economy

**Govt tweaks gold import policy to bolster yellow metal trade with UAE**

India-UAE TRQ holders can import gold through Gift City based IIBX and obtain physical delivery from IFSCA approved vaults in SEZs, says DGFT. The Centre has amended the gold import policy condition to give further fillip to the gold trade between India and UAE. The DGFT has now allowed gold to be imported through IIBX at a concessional import duty rate under the tariff rate quota provisions of India-UAE CEPA. (BL)

International

**Glencore to build pilot battery recycling plant outside of Italy**

The Swiss mining group, Glencore has decided to build a pilot project for an electric vehicle battery recycling plant outside of Italy, but still has its eye on the island of Sardinia for a larger facility. The decision to relocate the testing and demonstration plant away from Portovesme in Sardinia would allow for faster commissioning of the project. (Reuters)

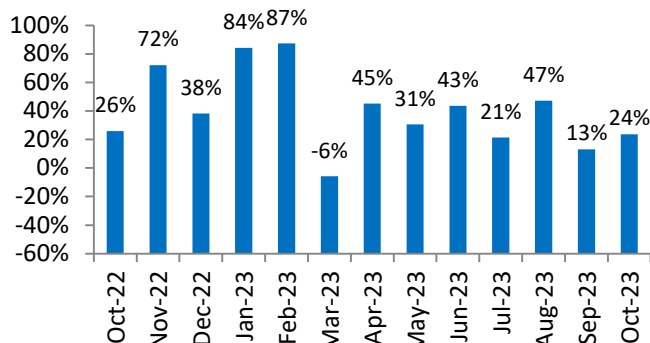
Top 5 Nifty Gainers	23-Nov	22-Nov	Var(%)
HEROMOTOCO	3568	3414	4.5%
BAJAJ-AUTO	5925	5752	3.0%
BPCL	411	402	2.3%
EICHERMOT	3884	3834	1.3%
INDUSINDBK	1486	1470	1.1%
Top 5 Nifty Losers	23-Nov	22-Nov	Var(%)
CIPLA	1171	1272	-7.9%
ULTRACEMCO	8605	8760	-1.8%
SBILIFE	1411	1430	-1.3%
LT	3046	3082	-1.2%
GRASIM	1957	1974	-0.9%

BSE Index Watch	Last	1 day	1 wk	1 mth	1 yr
SENSEX	66018	0.0%	0.1%	2.2%	6.0%
MIDCAP	33567	0.1%	0.8%	8.0%	32.2%
SMLCAP	39751	0.4%	0.7%	8.6%	37.1%
AUTO	38826	0.4%	1.4%	4.9%	31.7%
BANKEK	49129	0.2%	-1.6%	1.3%	-0.1%
Capital Goods	48665	-0.3%	0.4%	5.5%	44.2%
FMCG	19109	0.3%	1.0%	3.1%	18.8%
Health Care	29580	-1.1%	1.2%	7.5%	25.4%
IT	32996	-0.5%	0.4%	5.6%	9.1%
METAL	23758	0.5%	-0.1%	6.7%	19.2%
Oil & Gas	19598	1.2%	-0.6%	7.5%	-2.0%
Power	4716	-0.1%	1.4%	8.4%	2.3%
Realty	5560	1.2%	1.8%	19.8%	58.7%

NSE USD Futures	23-Nov	22-Nov	Var (%)
Nov Expiry (Rs./\$)	83.34	83.34	0.0%
Dec Expiry (Rs./\$)	83.35	83.34	0.0%
Total Turnover (Rs. Crore)	26128	27708	-6%

Sectors	TTM PE
Auto	29.08
Auto Ancillary	39.96
Banking	14.47
Engineering	39.96
Cement	77.16
Diamonds & Jewellery	38.53
Housing Finance	19.7
Infrastructure & Const	29.47
Metals-Aluminium	35.54
Metal - Steel	16.04
Oil Expl.	13.4
Pharma	8.88
Power – Gen. Supp.	42.01
Information Tech.	14.71
Sugar	14.92
Telecom Serv. Prov.	26.02
Tyres	29.3

**Force Motors Monthly Volume Growth (YoY) (Source: Co.)**



10 year G-Sec Yield	Current	Previous	Change
US	4.46%	4.40%	5 bps
Japan	0.76%	0.73%	3 bps
India	7.26%	7.25%	1 bps
UK	4.26%	4.16%	10 bps
Libor 3 Mths	5.64%	5.64%	0 bps

Indian Eco Data	Current	Previous	Var(%)
Forex Reserve (US\$ in bn)	525	528	-0.7%
Inflation – WPI	-0.52%	-0.26%	(26) bps
Inflation – CPI	4.87%	5.02%	(15) bps

India GDP	Q4FY23	Q4FY22	Var(%)
Growth	8.00%	6.06%	194 bps

Monetary Policy	Current	Previous	Change
Repo Rate	6.50%	6.50%	0 bps
Reverse Repo Rate	3.35%	3.35%	0 bps
CRR	4.50%	4.50%	0 bps
O/S Banking System Liquidity (Rs bn)	-1753	-1574	(178.9)

IIP Growth %	Sep-23	Sep-22	YTD
IIP	5.8	3.3	5.5
Mining	7.4	11.4	8.0
Manufacturing	4.5	2.0	5.1
Electricity	9.9	11.6	6.7

ADR Price Movement

Company	Price (US\$)	Volume	Previous Day Price	Volume	Variance (%)	No. of Share Per ADR	ADR Price (Rs.)	BSE Price	Variance (%)
Infosys Tech	17.58	5435752	17.58	5435752	Unch	1	1465.12	1449.25	1.1%
Wipro	4.75	957306	4.75	957306	Unch	1	395.87	402.50	-1.6%
Dr.Reddy's	67.66	181638	67.66	181638	Unch	1	5638.78	5644.65	-0.1%
ICICI Bank	22.12	3399986	22.12	3399986	Unch	2	921.74	923.00	-0.1%
HDFC Bank	58.64	983073	58.64	983073	Unch	3	1629.02	1521.30	7.1%

GDR's (US\$)

	Prices	Prev. Close	Change	Var %
L&T	36.70	37.20	(0.5)	-1.3%
RIL	57.40	57.50	(0.1)	-0.2%
SBI	67.30	67.40	(0.1)	-0.1%

US Economy Data	Current	Previous
Inflation (%) (YoY)	3.20%	3.70%
Unemployment (%)	3.90%	3.80%

Interest Rate (%)	Current	Previous
Fed Rate	5.50%	5.50%

US GDP	Q3CY23	Q2CY23
Growth (QoQ Annualized)	4.90%	2.10%

China Economy Data	Current	Previous
GDP	4.90%	6.30%
Inflation – CPI (%)	-0.20%	0.00%

Economic Calendar	Date
Indian GDP Data	30 Nov
Indian Inflation Data CPI	12 Dec
Indian Inflation Data WPI	14 Dec
Indian Monetary Policy	8 Dec
India's Industrial Production (IIP)	12 Dec
US Inflation Data	12 Dec
US GDP	29 Nov
US Unemployment Data	8 Dec
US Fed Rate	14 Dec
China GDP	16 Jan
China Inflation Data	09 Dec

Event Update

Name	Date	Purpose
Avantel Ltd.	24-Nov-2023	Bonus issue
BMW Industries Ltd.	24-Nov-2023	Rs.0.22 per share(22%)Interim Dividend
Career Point Ltd.	24-Nov-2023	Rs.1.00 per share(10%)Interim Dividend
Ddev Plastiks Industries Ltd.	24-Nov-2023	Rs.0.50 per share(50%)Interim Dividend
EMS Ltd.	24-Nov-2023	Rs.1.00 per share(10%)Interim Dividend
Goldiam International Ltd.	24-Nov-2023	Rs.1.20 per share(60%)First Interim Dividend
GPT Infraprojects Ltd.	24-Nov-2023	Rs.1.00 per share(10%)Interim Dividend
Indag Rubber Ltd.	24-Nov-2023	Rs.0.90 per share(45%)Interim Dividend
Manappuram Finance Ltd.	24-Nov-2023	Rs.0.85 per share(42.5%)Interim Dividend
Morganite Crucible (India) Ltd.	24-Nov-2023	Rs.28.00 per share(560%)Interim Dividend
Natco Pharma Ltd.	24-Nov-2023	Rs.1.25 per share(62.5%)Second Interim Dividend
Nicco Parks & Resorts Ltd.	24-Nov-2023	Rs.0.30 per share(30%)Second Interim Dividend
Ravalgaon Sugar Farm Ltd.	24-Nov-2023	Stock Split from Rs.50/- to Rs.10/-
Riddhi Corporate Services Ltd.	24-Nov-2023	Rs.0.49 per share(4.9%)First Interim Dividend
Sharat Industries Ltd.	24-Nov-2023	Rs.0.25 per share(2.5%)Interim Dividend
Uniparts India Ltd.	24-Nov-2023	Rs.8.00 per share(80%)First Interim Dividend
XT Global Infotech Ltd.	24-Nov-2023	Rs.0.05 per share(5%)Interim Dividend
Esab India Ltd.	25-Nov-2023	Rs.32.00 per share(320%)Interim Dividend
Power Finance Corporation Ltd.	27-Nov-2023	Rs.4.50 per share(45%)Interim Dividend

**Bulk Deal As On 23/11/23**

BSE					
Security Code	Security Name	Client Name	Deal	Quantity	Price
513119	ABCGAS	NEELAM SATISH SHOREWALA	S	11367	54
540718	AKM	AJAYSINH PRAVINSINH DEVDA	B	30000	52.37
540718	AKM	MONEYSTAR TRADELINK PRIVATE LIMITED	S	66000	52.42
540718	AKM	SKSE SECURITIES LIMITED CORP CM/TM PROP A/C	S	30000	52.68
541303	AKSHAR	NIKHIL RAJESH SINGH	S	1117332	7.72
541303	AKSHAR	NIKHIL RAJESH SINGH	B	2684084	7.72
543606	CONTAIN	KRUTI SEVANTI DOSHI	B	46000	106.48
512441	ENBETRD	NEHA MEHUL GALA	S	80000	12.04
538708	ETIL	RANDAR BUSINESSES PRIVATE LIMITED	S	230000	6.85
540190	FRANKLININD	LINTON TRADERS PRIVATE LIMITED	B	127589	39
540190	FRANKLININD	NISHESH DIXIT	S	33142	39
540190	FRANKLININD	SANJOY GHOSH DASTIDAR	B	60000	39
540190	FRANKLININD	SHREE VAIKATESHWAR FINSTOCK PRIVATE LIMITED	S	140599	39
538319	GCMCAPI	VINAYKUMARTEKRIWAL	S	198000	6.18
540614	GGENG	JAI VINAYAK SECURITIES	S	3988879	1.57
540614	GGENG	JAI VINAYAK SECURITIES	B	5169649	1.61
540614	GGENG	SILONI UPPAL	S	7058381	1.6
540614	GGENG	SILONI UPPAL	B	7058381	1.6
514010	HIMFIBP	MULTIPLIER SHARE & STOCK ADVISORS PRIVATE LIMITED	S	523738	23.4
514010	HIMFIBP	MULTIPLIER SHARE & STOCK ADVISORS PRIVATE LIMITED	B	222732	23.5
543259	HOMEFIRST	AETHER MAURITIUS LIMITED	S	1192531	870.51
543259	HOMEFIRST	AETHER MAURITIUS LIMITED	S	1114698	870
543259	HOMEFIRST	FIDELITY GLOBAL INVESTMENT FUND ASIA PACIFIC EQUITY FUND	B	476331	870
543259	HOMEFIRST	ORANGE CLOVE INVESTMENTS B.V.	S	1490444	870.6
543259	HOMEFIRST	ORANGE CLOVE INVESTMENTS BV	S	1393375	870.01
543259	HOMEFIRST	SMALLCAP WORLD FUND INC	B	2395000	870.5
543259	HOMEFIRST	TRUE NORTH FUND V LLP	S	1788649	871.13
543259	HOMEFIRST	TRUE NORTH FUND V LLP	S	1672050	870.4
531505	INDERGR	SUNDRI DILIP ARORA	S	25924	101.34
540850	JFL	SHITAL BHAVESHKUMAR SHAH	S	62000	11.13
543262	MRP	SANDEEP SINGH	B	51000	40
543207	NATURAL	HEMA JAYPRAKASH BHAVSAR	S	162045	10.59
531454	POLYLINK	AJAY COMMERCIAL COMPANY PRIVATE LIMITED	S	2217697	27.49
531454	POLYLINK	KASHIPUR HOLDINGS LTD	B	2217697	27.5
540027	PTIL	RADHABAI G NANDWANI .	S	77234	90.98
538452	QUASAR	BLUESKY INFRA DEVELOPERS PRIVATE LIMITED	S	175539	33.27
538452	QUASAR	LINTON TRADERS PRIVATE LIMITED	S	47288	34.15
539495	RAJKOTINV	BHAGWANDAS LACHMANDAS LEKHWANI	B	10000	41.5
539495	RAJKOTINV	BIDHIN MANHARRAI BAXI	B	10000	41.5
539495	RAJKOTINV	IMRANBEG MAHMADBEG MIRZA	B	10000	41.5
539495	RAJKOTINV	KAVITA BHAIYA	S	25000	41.74
539495	RAJKOTINV	MALLIKA RATHI	B	12500	41.98
539495	RAJKOTINV	MANJU BHAIYA	S	24717	41.74
539495	RAJKOTINV	RAJNISH RATHI	B	5500	41.98
539495	RAJKOTINV	SADHANA DEVI BHAIYA	S	25000	41.51
539495	RAJKOTINV	VAMAN SHIVRAM PATKAR	B	12000	41.98
539495	RAJKOTINV	VIJAY KUMAR BHAIYA	S	16578	41.79
539495	RAJKOTINV	VRINDA PIYUSH OZA	B	10000	41.5

523021	RISHITECH	PANNU BHANSALI	B	42000	45
543366	SBLI	AFASANA RAUMA	S	7200	32.4
543366	SBLI	ASHISH KUMAR SHAW	S	8400	32.95
543366	SBLI	FIROJABANU IRFANBHAI GHANCHI	S	6000	32.4
543366	SBLI	GIRISHBHAI SANABHAI BAROT	S	7200	32.5
542753	SEACOAST	MANISH RAICHAND SHAH	S	10000000	3.11
538212	SHARPINV	KARVA AUTOMART LIMITED	S	2671333	0.58
513709	SHILGRAVQ	KRUTI SEVANTI DOSHI	S	47230	183.47
543924	SONALIS	BEELINE BROKING LIMITED	S	4000	42.68
543924	SONALIS	BEELINE BROKING LIMITED	B	10000	40.1
543924	SONALIS	CHINTAN DINESH SHAH	S	16000	40.66
531370	SPAR	BRUBEN COMMERCIAL PRIVATE LIMITED .	S	44610	21.1
500402	SPMLINFRA	AMODINI SALES PRIVATE LIMITED	B	346171	73.5
500402	SPMLINFRA	PINKU CHOWDHARY	S	555575	73.5
540492	STARLENT	DHIRAJBHAI VAGHJIBHAI KORADIYA	S	576527	108
526139	TRABI	GEETANJALI INVESTMENTS	S	447728	8.7
532035	UNISTRMU	RITESH JITENDRA VASNAWALA	B	170018	14.68
544002	VIVAA	ASNANI STOCK BROKER PRIVATE LIMITED	S	20000	35.52
544002	VIVAA	SHRENI SHARES PRIVATE LIMITED	B	28000	33.78
505872	WPIL	V N ENTERPRISES LIMITED	S	61000	3150
505872	WPIL	V N ENTERPRISES LIMITED	S	61000	3150

NSE

Security Code	Security Name	Client Name	Deal	Quantity	Price
AKG	AKG Exim Limited	NITN KAPOOR	SELL	193030	28.16
AKG	AKG Exim Limited	PEARL INNOVATIVE MARKETING PRIVATE LIMITED	BUY	200500	28.16
ARSHIYA	Arshiya Limited	EARC TRUST SC 254	SELL	1426956	3.75
ARSHIYA	Arshiya Limited	HELA HOLDING PVT LTD	BUY	1500000	3.75
BAJAJELEC	Bajaj Electricals Limited	NIRAJ HOLDINGS PRIVATE LIMITED	BUY	471052	1001
BAJAJELEC	Bajaj Electricals Limited	RISHAB FAMILY TRUST	SELL	471052	1001
GATECHDVR	GACM Technologies Limited	L7 HITECH PRIVATE LIMITED	SELL	968104	10.6
GATECHDVR	GACM Technologies Limited	PAVANKUMAR DONEPUDI	BUY	1000000	10.6
GOKUL	Gokul Refoils and Solvent	ANAND RATHI GLOBAL FINANCE LTD	SELL	850000	43.35
GOKUL	Gokul Refoils and Solvent	VINAYAK TRADING CO	BUY	842153	43.36
IITL	Industrial Inv Trust Ltd	GI ENGINEERING SOLUTIONS LIMITED	BUY	199000	181.68
IITL	Industrial Inv Trust Ltd	JUST RIGHT LIFE LIMITED	SELL	159884	182.52
ISHAN	Ishan International Ltd	VIKI JAYESHKUMAR SHAH	SELL	115200	76.95
MICROPRO	Micropro Software Sol L	NEOMILE CORPORATE ADVISORY LIMITED	BUY	169600	63
MICROPRO	Micropro Software Sol L	NIKUNJ STOCK BROKERS LTD	SELL	188800	63.01
NAVKARCORP	Navkar Corporation Ltd.	CAPRI GLOBAL HOLDINGS PRIVATE LIMITED	BUY	1000000	69.3
RAJSREESUG	Rajshree Sugars & Chem	STATE BANK OF INDIA	SELL	208202	52.16
RATEGAIN	Rategain Travel Techn Ltd	SOCIETE GENERALE	SELL	615945	663.74
RITEZONE	Rite Zone Chemcon Ind Ltd	JR SEAMLESS PRIVATE LIMITED	BUY	33600	61.36
RHL	Robust Hotels Limited	SURENDER KUMAR GUPTA	SELL	95000	101.81
SEPC	SEPC Limited	STATE BANK OF INDIA	SELL	8873785	20
TI	Tilaknagar Industries Ltd	AMIT DAHANUKAR	SELL	3000000	252.68
UNITECH	Unitech Ltd	VENKATESH GOPALKRISHAN	SELL	15388930	4.66
URBAN	Urban Enviro Waste Mgmt L	HARISH KUMAR GUPTA	BUY	26400	456.39
CLOUDPP	Var Cld Ltd Rs.2.5 ppd up	PRABHATKUMARPANJIAR	BUY	28800	58.9

**Disclosure:**

Research Reports that are published by Nirmal Bang Securities Private Limited (hereinafter referred to as "NBSPL") are for private circulation only. NBSPL is a registered Research Analyst under SEBI (Research Analyst) Regulations, 2014 having Registration no. INH000001766. NBSPL is also a registered Stock Broker with National Stock Exchange of India Limited, BSE Limited, Metropolitan Stock Exchange of India Limited, Multi Commodity Exchange of India Limited and , National Commodity and Derivative Exchange Limited in Capital Market , Equity and Commodities derivatives segments and Currency Derivatives Segment .

NBSPL has other business divisions with independent research teams separated by Chinese walls, and therefore may, at times, have different or contrary views on stocks and markets.

NBSPL or its associates have not been debarred / suspended by SEBI or any other regulatory authority for accessing / dealing in securities Market since last 20 years. NBSPL, its associates or analyst or his relatives do not hold any financial interest (Except Investment) in the subject company. NBSPL or its associates or Analyst do not have any conflict or material conflict of interest at the time of publication of the research report with the subject company. NBSPL or its associates or Analyst or his relatives may or may not hold beneficial ownership of 1% or more in the subject company at the end of the month immediately preceding the date of publication of this research report.

NBSPL or its associates / analyst has not received any compensation / managed or co-managed public offering of securities of the company covered by Analyst during the past twelve months. NBSPL or its associates have not received any compensation or other benefits from the company covered by Analyst or third party in connection with the research report. Analyst has not served as an officer, director or employee of Subject Company. NBSPL / analyst has not been engaged in market making activity of the subject company.

**Analyst Certification:** The research analysts and authors of these reports, hereby certify that the views expressed in this research report accurately reflects my/our personal views about the subject securities, issuers, products, sectors or industries. It is also certified that no part of the compensation of the analyst(s) was, is, or will be directly or indirectly related to the inclusion of specific recommendations or views in this research. The analyst(s) principally responsible for the preparation of this research report and has taken reasonable care to achieve and maintain independence and objectivity in making any recommendations.

**Disclaimer:**

The Research Report is for the personal information of the authorized recipient and does not construe to be any investment, legal or taxation advice. NBSPL is not soliciting any action based upon it. Nothing in the research report shall be construed as a solicitation to buy or sell any security or product, or to engage in or refrain from engaging in any such transaction. In preparing the research report, we did not take into account the investment objectives, financial situation and particular needs of the reader.

The research report has been prepared for the general use of the clients of NBSPL and must not be copied, either in whole or in part, or distributed or redistributed to any other person in any form. If you are not the intended recipient you must not use or disclose the information in the research report in any way. Though disseminated to all the customers simultaneously, not all customers may receive the research report at the same time. NBSPL will not treat recipients as customers by virtue of their receiving the research report. The research report is not directed or intended for distribution to or use by any person or entity resident in a state, country or any jurisdiction, where such distribution, publication, availability or use would be contrary to law, regulation or which would subject NBSPL & its group companies to registration or licensing requirements within such jurisdictions.

The report is based on the information obtained from sources believed to be reliable, but we do not make any representation or warranty that it is accurate, complete or up-to-date and it should not be relied upon as such. We accept no obligation to correct or update the information or opinions in it. NBSPL or any of its affiliates or employees shall not be in any way responsible for any loss or damage that may arise to any person from any inadvertent error in the information contained in the research report. NBSPL or any of its affiliates or employees do not provide, at any time, any express or implied warranty of any kind, regarding any matter pertaining to this report, including without limitation the implied warranties of merchantability, fitness for a particular purpose, and non-infringement. The recipients of the research report should rely on their own investigations.

This information is subject to change without any prior notice. NBSPL reserves its absolute discretion and right to make or refrain from making modifications and alterations to this statement from time to time. Nevertheless, NBSPL is committed to providing independent and transparent recommendations to its clients, and would be happy to provide information in response to specific client queries.

Before making an investment decision on the basis of research report, the reader needs to consider, with or without the assistance of an adviser, whether the advice is appropriate in light of their particular investment needs, objectives and financial circumstances. There are risks involved in securities trading. The price of securities can and does fluctuate, and an individual security may even become valueless. International investors are reminded of the additional risks inherent in international investments, such as currency fluctuations and international stock market or economic conditions, which may adversely affect the value of the investment. Opinions expressed are subject to change without any notice. Neither the company nor the director or the employees of NBSPL accept any liability whatsoever for any direct, indirect, consequential or other loss arising from any use of the research report and/or further communication in relation to the research report. Here it may be noted that neither NBSPL, nor its directors, employees, agents or representatives shall be liable for any damages whether direct or indirect, incidental, special or consequential including lost revenue or lost profit that may arise from or in connection with the use of the information contained in the research report.

Copyright of this document vests exclusively with NBSPL.

Our reports are also available on our website

Registration granted by SEBI and certification from NISM in no way guarantee performance of NBSPL or provide any assurance of returns to investors.

**Nirmal Bang Research (Division of Nirmal Bang Securities Pvt. Ltd.)**

B-2, 301/302, Marathon Innova,  
Opp. Peninsula Corporate Park  
Off. Ganpatrao Kadam Marg  
Lower Parel(W), Mumbai-400013  
Board No. : 91 22 6723 8000/8001  
Fax. : 022 6723 8010